

CHIP COMMON MODE CHOKES FASCCM0608,1210CE SERIES



FEATURES :

Powerful components with composite co-fired material to solve EMI problem for high speed differential signal transmission line as USB, and LVDS without distortion to high speed signal transmission

APPLICATIONS:

MIPI, MHL serial interface in mobile device

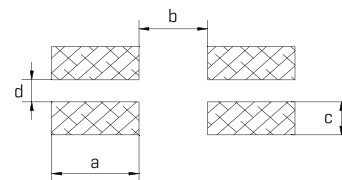
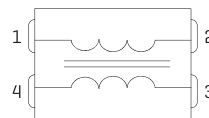
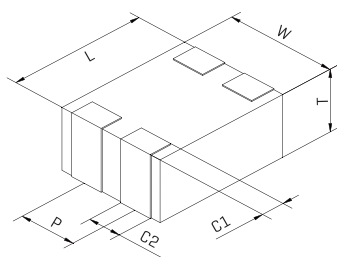
GENERAL SPECIFICATIONS:

Rated current:0.13A to 0.16A
Parameters Test Temp:25°C
Test Frequency:100MHz
Operating temperature:-20°C to +85°C
Storage Temp:-0°C to +40°C
Resistance to Soldering Heat:260°C for 10 sec
Temperature Rise:40°C Typ. at Rated Current
All parts meet ROHS compliance

ELECTRICAL CHARACTERISTICS

Part Number	Impedance [ohm]±25%	D.C.R [ohm]Max at 25°C	Rated current [mA]Max	Rated Voltage [V]	Withstand Voltage [V]	Part Number	Impedance [ohm]±25% Common Mode	D.C.R [ohm]Max at 25°C	Rated current [mA]Max	Rated Voltage [V]	Impedance [ohm]Max Differential Mode
FASCCM0608-650	65	2.5	130	5.0	25	FASCCM1210CE-900	90	1.75	160	5.0	15
FASCCM0608-900	90	2.5	130	5.0	25	FASCCM1210CE-121	120	2.20	140	5.0	18
						FASCCM1210CE-201	200	2.70	130	5.0	20

TECHNICAL INFORMATION:



PAD LAYOUT:

DIMENSIONS:MM

Part number	L	W	T	P	C1	C2	a	b	c	d
FASCCM0608	0.65±0.05	0.85±0.05	0.45±0.05	0.50±0.1	0.10 Min	0.27±0.1	0.30 REF	0.30 REF	0.30 REF	0.20 REF
FASCCM1210CE	1.25±0.2	1.00±0.2	0.50±0.2	0.55±0.2	0.20±0.15	0.30±0.2	0.70 REF	0.55 REF	0.30 REF	0.20 REF