

DAE-2 SERIES, 2WATT, 1KVDC, UNREGULATED

FEATURES:

- ✓ 1000Vdc isolation voltage
- ✓ Single, dual, isolated twin output models
- ✓ Operating temperature range -40°C to +85°C
- ✓ 3 year warranty



Model	Input voltage (Vdc)	Output voltage (Vdc)	Output current (mA)		Efficiency Typ.
			Min.	Max.	
DAE2-0511	5(4.5~5.5)	5	40	400	70%
DAE2-0512		9	22	220	83%
DAE2-0513		12	16.6	166	85%
DAE2-0514		15	13.6	136	83%
DAE2-0515		24	8.4	84	81%
DAE2-0521		±5	20	200	82%
DAE2-0522		±9	11	110	85%
DAE2-0523		±12	8	80	86%
DAE2-0524		±15	6.8	68	82%
DAE2-0525		±24	4.2	42	84%
DAE2-0501		5, 5	20	200	80%
DAE2-0502		9, 9	11	110	82%
DAE2-0503		12, 12	8	80	82%
DAE2-0504		15, 15	6.8	68	83%
DAE2-0505		24, 24	4.2	42	80%
<hr/>					
DAE2-1211	12(10.8~13.2)	5	40	400	78%
DAE2-1212		9	22	220	82%
DAE2-1213		12	16.6	166	84%
DAE2-1214		15	13.6	136	81%
DAE2-1215		24	8.4	84	80%
DAE2-1221		±5	20	200	81%
DAE2-1222		±9	11	110	84%
DAE2-1223		±12	8	80	86%
DAE2-1224		±15	6.8	68	82%
DAE2-1225		±24	4.2	42	84%
DAE2-1201		5, 5	20	200	80%
DAE2-1202		9, 9	11	110	83%
DAE2-1203		12, 12	8	80	85%
DAE2-1204		15, 15	6.8	68	83%

DAE-2 SERIES, 2WATT, 1KVDC, UNREGULATED

Model	Input voltage (Vdc)	Output voltage (Vdc)	Output Current (mA)		Efficiency Typ.
			Min.	Max.	
DAE2-1205	12(10.8~13.2)	24, 24	4.2	42	80%
DAE2-2411		5	40	400	81%
DAE2-2412		9	22	220	85%
DAE2-2413		12	16.6	166	84%
DAE2-2414		15	13.6	136	85%
DAE2-2415		24	8.4	84	84%
DAE2-2421		±5	20	200	80%
DAE2-2422		±9	11	110	84%
DAE2-2423	24(21.6~26.4)	±12	8	80	84%
DAE2-2424		±15	6.8	68	84%
DAE2-2425		±24	4.2	42	85%
DAE2-2401		5, 5	20	200	81%
DAE2-2402		9, 9	11	110	82%
DAE2-2403		12, 12	8	80	84%
DAE2-2404		15, 15	6.8	68	84%
DAE2-2405		24, 24	4.2	42	80%

Notes: 1. other input and output models may available on request;
2. Add suffix "P" for short circuit protection.

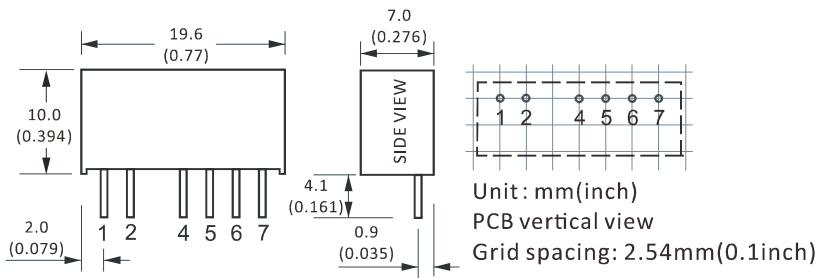
ELECTRICAL

Line regulation	---	±1.2%
Load regulation	10% ~ 100% full load	±15% max.
Ripple and noise	---	100mVp-p max.
Isolation voltage	---	1000Vdc
Operating temperature range	---	-40°C to +85°C
MTBF	---	3500KHrs
Weight	---	2.5g

Notes: All the parameters are measured at 25°C ambient temperature, humidity < 75%, nominal input voltage, full load and after warm-up, unless otherwise specified.

DAE-2 SERIES, 2WATT, 1KVDC, UNREGULATED

MECHANICAL



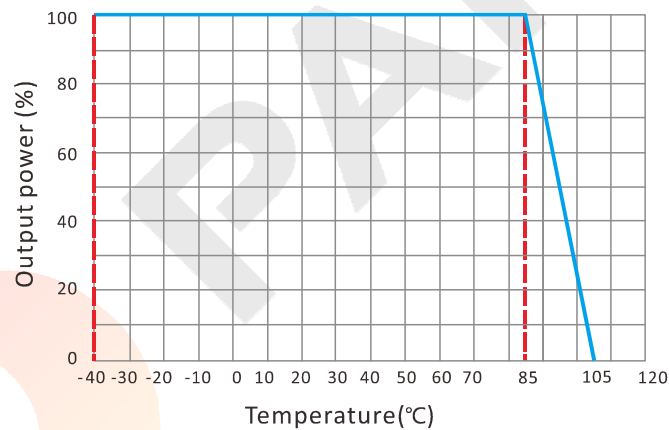
CONNECTION

PIN #	SINGLE	DUAL	ISOLATE D TWIN
1	+Vin	+Vin	+Vin
2	GND	GND	GND
4	0V	-Vo	-Vo1
5	No Pin	0V	+Vo1
6	+Vo	+Vo	-Vo2
7	No Pin	No Pin	+Vo2

Note:

* Unit is mm(inch).

ELECTRICAL CURVE

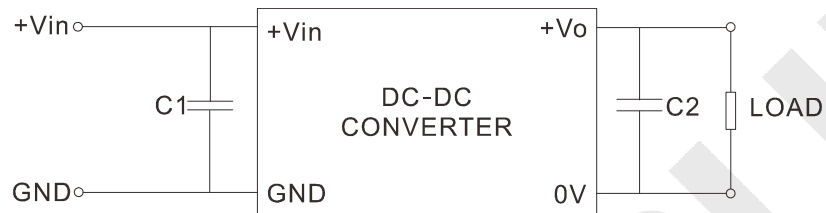


DAE-2 SERIES, 2WATT, 1KVDC, UNREGULATED

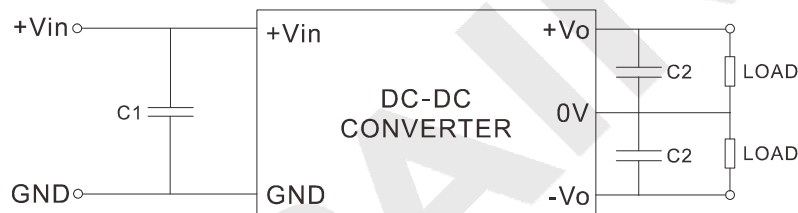
NOTES

RECOMMENDED TEST AND APPLICATION CIRCUIT

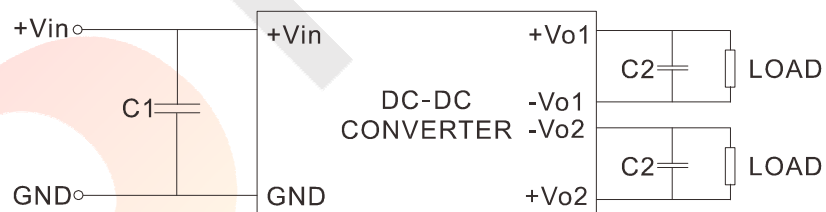
SINGLE OUTPUT



DUAL OUTPUT



ISOLATED TWIN OUTPUT



CAPACITOR SELECTION

INPUT VOLTAGE	C1	SINGLE OUTPUT	C2	DUAL OUTPUT	C2	ISOLATED TWIN OUTPUT	C2
5VDC	4.7 μ F	3.3VDC	4.7 μ F	\pm 5VDC	4.7 μ F	5, 5VDC	4.7 μ F
12VDC	2.2 μ F	5VDC	4.7 μ F	\pm 9VDC	2.2 μ F	9, 9VDC	2.2 μ F
15VDC	2.2 μ F	9VDC	2.2 μ F	\pm 12VDC	1.0 μ F	12, 12VDC	1.0 μ F
24VDC	1.0 μ F	12VDC	1.0 μ F	\pm 15VDC	0.47 μ F	15, 15VDC	0.47 μ F
48VDC	0.47 μ F	15VDC	1.0 μ F	\pm 24VDC	0.47 μ F	24, 24VDC	0.47 μ F
--	--	24VDC	0.47 μ F	--	--	--	--