

DAE-2F SERIES, 2WATT, 3KVDC, UNREGULATED

FEATURES:

- ✓ 3000Vdc isolation voltage
- ✓ Single and dual output models
- ✓ Operating temperature range -40°C to +85°C
- ✓ 3 year warranty



Model	Input voltage (Vdc)	Output voltage (Vdc)	Output current (mA)		Efficiency Typ.
			Min.	Max.	
DAE2-0511F	5(4.5~5.5)	5	40	400	81%
DAE2-0512F		9	22	220	83%
DAE2-0513F		12	16.6	166	83%
DAE2-0514F		15	13.6	136	83%
DAE2-0515F		24	8.4	84	84%
DAE2-0521F		±5	20	200	82%
DAE2-0522F		±9	11	110	83%
DAE2-0523F		±12	8	80	84%
DAE2-0524F		±15	6.8	68	82%
DAE2-0525F		±24	4.2	42	82%
DAE2-1211F	12(10.8~13.2)	5	40	400	80%
DAE2-1212F		9	22	220	82%
DAE2-1213F		12	16.6	166	83%
DAE2-1214F		15	13.6	136	83%
DAE2-1215F		24	8.4	84	82%
DAE2-1221F		±5	20	200	80%
DAE2-1222F		±9	11	110	83%
DAE2-1223F		±12	8	80	85%
DAE2-1224F		±15	6.8	68	82%
DAE2-1225F		±24	4.2	42	80%
DAE2-2411F	24(21.6~26.4)	5	40	400	80%
DAE2-2412F		9	22	220	82%
DAE2-2413F		12	16.6	166	83%
DAE2-2414F		15	13.6	136	85%
DAE2-2415F		24	8.4	84	85%
DAE2-2421F		±5	20	200	82%
DAE2-2422F		±9	11	110	82%
DAE2-2423F		±12	8	80	85%

DAE-2F SERIES, 2WATT, 3KVDC, UNREGULATED

Model	Input voltage (Vdc)	Output voltage (Vdc)	Output current (mA)		Efficiency Typ.
			Min.	Max.	
DAE2-2424F	24(21.6~26.4)	±15	6.8	68	85%
DAE2-2425F		±24	4.2	42	82%

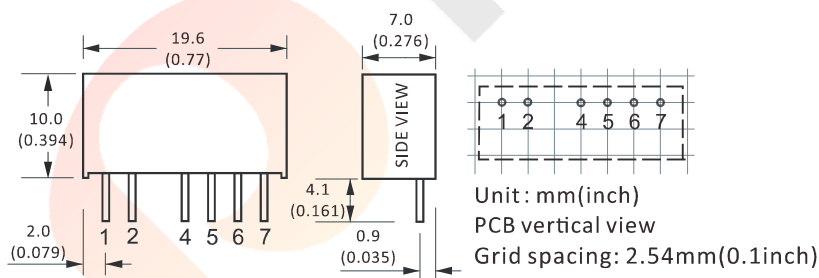
Notes: 1. other input and output models may available on request;
2. Add suffix "P" for short circuit protection.

ELECTRICAL

Line regulation	---	±1.2%
Load regulation	10% ~ 100% full load	15% max.
Ripple and noise	---	100mVp-p max.
Isolation voltage	---	3000Vdc
Operating temperature range	---	-40°C to +85°C
MTBF	---	3500KHrs
Weight	---	2.5g

Notes: All the parameters are measured at 25°C ambient temperature, humidity < 75%, nominal input voltage, full load and after warm-up, unless otherwise specified.

MECHANICAL



CONNECTION

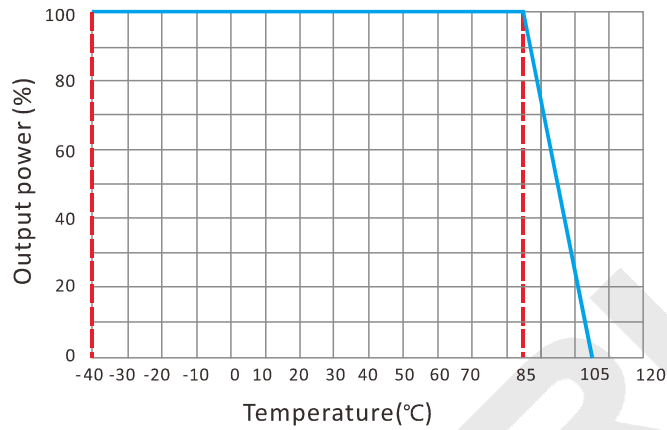
PIN #	SINGLE	DUAL
1	+Vin	+Vin
2	GND	GND
5	0V	-Vo
6	No Pin	0V
7	+Vo	+Vo

Note:

* Unit is mm(inch).

DAE-2F SERIES, 2WATT, 3KVDC, UNREGULATED

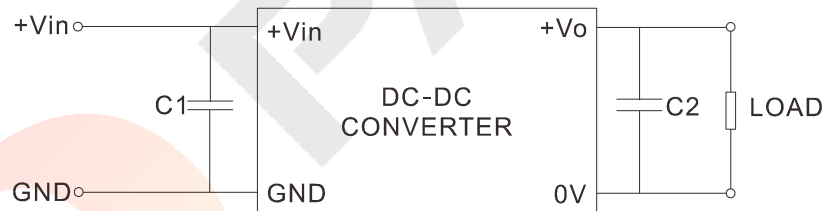
ELECTRICAL CURVE



NOTES

RECOMMENDED TEST AND APPLICATION CIRCUIT

SINGLE OUTPUT



DUAL OUTPUT



DAE-2F SERIES, 2WATT, 3KVDC, UNREGULATED
NOTES

CAPACITOR SELECTION					
INPUT VOLTAGE	C1	SINGLE OUTPUT	C2	DUAL OUTPUT	C2
5VDC	4.7 μ F	5VDC	10 μ F	\pm 5VDC	4.7 μ F
12VDC	2.2 μ F	9VDC	4.7 μ F	\pm 9VDC	2.2 μ F
24VDC	1.0 μ F	12VDC	2.2 μ F	\pm 12VDC	1.0 μ F
--	--	15VDC	1.0 μ F	\pm 15VDC	1.0 μ F
--	--	24VDC	1.0 μ F	\pm 24VDC	0.47 μ F