


DAM-1H SERIES, 1WATT, 6KVDC, ISOLATED, UNREGULATED
FEATURES:

- ✓ 6000Vdc isolation voltage
- ✓ Single and dual output models
- ✓ High efficiency, and low ripple & noise
- ✓ Operating temperature range -40°C to +85°C
- ✓ 3 year warranty



Model	Input voltage (Vdc)	Output voltage (Vdc)	Output current (mA)		Efficiency Typ.
			Min.	Max.	
DAM1-0511H	5(4.5~5.5)	5	20	200	68%
DAM1-0512H		9	11.1	111	74%
DAM1-0513H		12	8.3	83	68%
DAM1-0514H		15	6.7	67	68%
DAM1-0521H		±5	10	100	70%
DAM1-0522H		±9	5.6	56	71%
DAM1-0523H		±12	4.2	42	68%
DAM1-0524H		±15	3.3	33	72%
DAM1-1211H	12(10.8~13.2)	5	20	200	70%
DAM1-1212H		9	11.1	111	71%
DAM1-1213H		12	8.3	83	74%
DAM1-1214H		15	6.7	67	74%
DAM1-1221H		±5	10	100	70%
DAM1-1222H		±9	5.6	56	70%
DAM1-1223H		±12	4.2	42	70%
DAM1-1224H		±15	3.3	33	69%
DAM1-1511H	15(13.5~16.5)	5	20	200	70%
DAM1-1512H		9	11.1	111	72%
DAM1-1513H		12	8.3	83	72%
DAM1-1514H		15	6.7	67	68%
DAM1-1521H		±5	10	100	70%
DAM1-1522H		±9	5.6	56	72%
DAM1-1523H		±12	4.2	42	72%
DAM1-1524H		±15	3.3	33	70%

DAM-1H SERIES, 1WATT, 6KVDC, ISOLATED, UNREGULATED

Model	Input voltage (Vdc)	Output voltage (Vdc)	Output current (mA)		Efficiency Typ.
			Min.	Max.	
DAM1-2411H	24(21.6~26.4)	5	20	200	64%
DAM1-2412H		9	11.1	111	68%
DAM1-2413H		12	8.3	83	73%
DAM1-2414H		15	6.7	67	73%
DAM1-2421H		±5	10	100	71%
DAM1-2422H		±9	5.6	56	71%
DAM1-2423H		±12	4.2	42	72%
DAM1-2424H		±15	3.3	33	70%

Notes: Other input and output models may available on request.

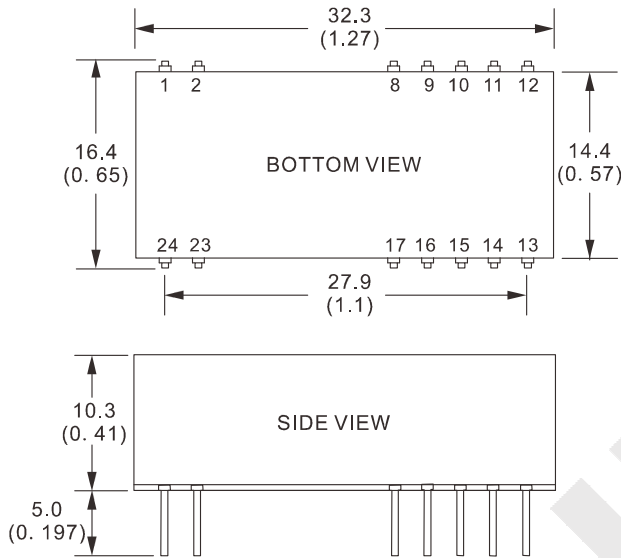
ELECTRICAL

Line regulation	---	1.5% max.
Load regulation	10% ~ 100% full load	15% max.
Isolation voltage	Leakage current < 1mA/1min.	6000Vdc min.
Isolation resistance	Test at 500VDC	1000mΩ min.
Switching frequency	---	100KHz typ.
Ripple & noise	Bend width 20MHz	150mVp-p max.
Temperature coefficient	Rated load	±0.03%/°C
Operating temperature range	---	-40°C to +85°C
Storage temperature range	---	-55°C to +125°C
Short circuit protection	---	Continuours, auto recovery
MTBF	---	3500KHrs
Weight	---	8.2g

Notes: All the parameters are measured at 25°C ambient temperature, humidity < 75%, nominal input voltage, full load and after warm-up, unless otherwise specified.

DAM-1H SERIES, 1WATT, 6KVDC, ISOLATED, UNREGULATED

MECHANICAL



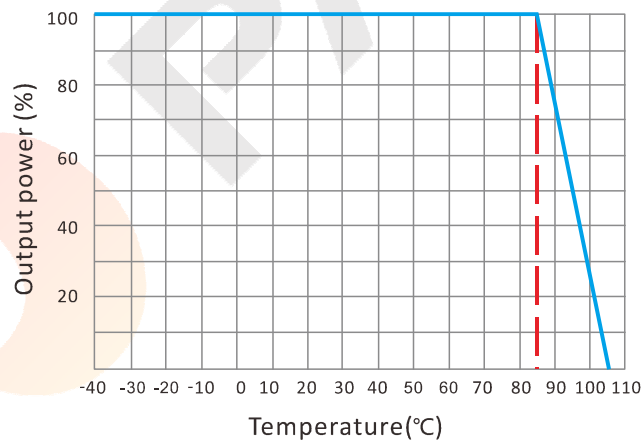
CONNECTION

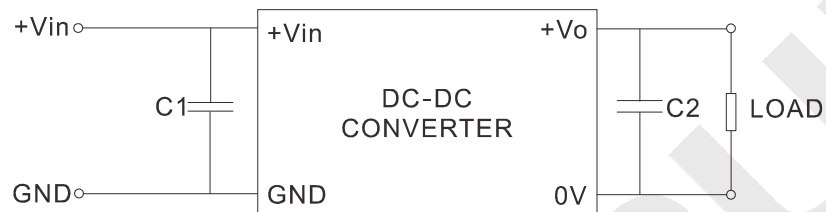
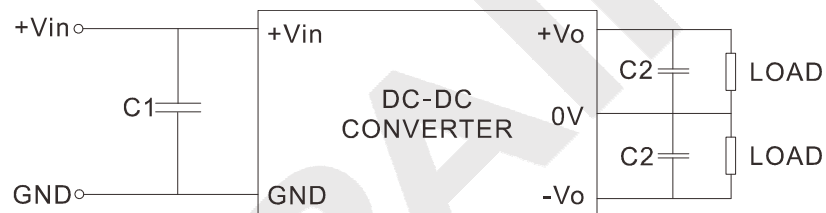
PIN #	SINGLE	DUAL
1	+Vin	+Vin
2	GND	GND
8, 17	NC	-Vo
10, 15	0V	0V
12, 13	+Vo	+Vo
9, 11	NC	NC
14, 16	NC	NC
23, 24	NC	NC

Note:

* Unit is mm(inch).

ELECTRICAL CURVE



DAM-1H SERIES, 1WATT, 6KVDC, ISOLATED, UNREGULATED
NOTE
RECOMMENDED TEST AND APPLICATION CIRCUIT
SINGLE OUTPUT

DUAL OUTPUT

CAPACITOR SELECTION

INPUT VOLTAGE	C1	SINGLE OUTPUT	C2	DUAL OUTPUT	C2
5VDC	4.7 μ F	5VDC	10 μ F	\pm 5VDC	4.7 μ F
12VDC	2.2 μ F	9VDC	4.7 μ F	\pm 9VDC	2.2 μ F
15VDC	1.0 μ F	12VDC	2.2 μ F	\pm 12VDC	1.0 μ F
24VDC(Single)	1.0 μ F	15VDC	1.0 μ F	\pm 15VDC	1.0 μ F
24VDC(Dual)	0.47 μ F	24VDC	1.0 μ F	--	--