

DAN-1F SERIES, 1WATT, 3KVDC, ISOLATED, REGULATED

FEATURES:

- ✓ 3000Vdc isolation voltage
- ✓ Single output models
- ✓ Low ripple & noise
- ✓ Operating temperature range -40°C to +85°C
- ✓ 3 year warranty



Model	Input voltage (Vdc)	Output voltage (Vdc)	Output current (mA)		Efficiency Typ.
			Min.	Max.	
DAN1-0511F	5(4.75~5.25)	5	20	200	66%
DAN1-0512F		9	11.1	111	70%
DAN1-0513F		12	8.3	83	72%
DAN1-0514F		15	6.7	67	73%
DAN1-1211F	12(11.4~12.6)	5	20	200	67%
DAN1-1212F		9	11.1	111	71%
DAN1-1213F		12	8.3	83	73%
DAN1-1214F		15	6.7	67	74%
DAN1-2411F	24(22.8~25.2)	5	20	200	67%
DAN1-2412F		9	11.1	111	72%
DAN1-2413F		12	8.3	83	73%
DAN1-2414F		15	6.7	67	74%

Notes: Other input and output models may available on request.

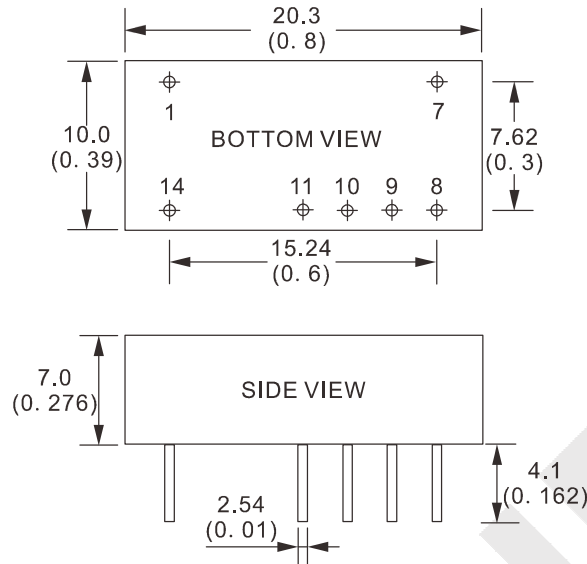
ELECTRICAL

Line regulation	---	±0.25% max.
Load regulation	10% ~ 100% full load	±1% max.
Isolation voltage	Leakage current < 1mA/1min.	3000Vdc min.
Isolation resistance	Test at 500VDC	1000mΩ min.
Switching frequency	---	75KHz typ.
Ripple & noise	Bend width 20MHz	150mVp-p max.
Temperature coefficient	Rated load	±0.03%/°C°C
Operating temperature range	---	-40°C to +85
Storage temperature range	---	-55°C to +125°C
Short circuit protection	---	1S
MTBF	---	3500KHrs
Weight	---	2.5g

Notes: All the parameters are measured at 25°C ambient temperature, humidity < 75%, nominal input voltage, full load and after warm-up, unless otherwise specified.

DAN-1F SERIES, 1WATT, 3KVDC, ISOLATED, REGULATED

MECHANICAL



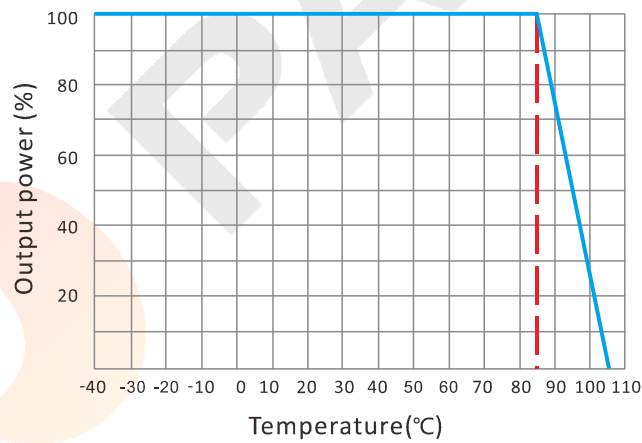
CONNECTION

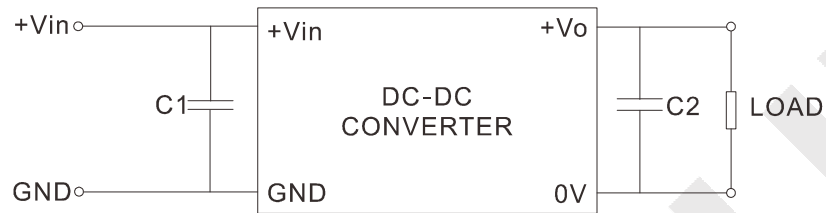
PIN #	SINGLE
1	GND
7	NC
8	No Pin
9	+Vo
10	No Pin
11	0V
14	+Vin

Note:

* Unit is mm(inch).

ELECTRICAL CURVE



DAN-1F SERIES, 1WATT, 3KVDC, ISOLATED, REGULATED
NOTE
RECOMMENDED TEST AND APPLICATION CIRCUIT

CAPACITOR SELECTION

INPUT VOLTAGE	C1	OUTPUT VOLTAGE	C2
5VDC	4.7 μ F	5VDC	10 μ F
12VDC	2.2 μ F	9VDC	4.7 μ F
24VDC	1.0 μ F	12VDC	2.2 μ F
--	--	15VDC	1.0 μ F