

**DAN-2F SERIES, 2WATT, 3KVDC, ISOLATED, REGULATED**

**FEATURES:**

- ✓ 3000Vdc isolation voltage
- ✓ Single output models
- ✓ Low ripple & noise
- ✓ Operating temperature range -40°C to +85°C
- ✓ 3 year warranty



Model	Input voltage (Vdc)	Output voltage (Vdc)	Output current (mA)		Efficiency Typ.
			Min.	Max.	
DAN2-0511F	5(4.75~5.25)	5	40	400	69%
DAN2-0512F		9	22.2	222	69%
DAN2-0513F		12	16.7	167	75%
DAN2-0514F		15	13.3	133	65%
DAN2-0515F		24	8.3	83	65%
DAN2-1211F	12(11.4~12.6)	5	40	400	69%
DAN2-1212F		9	22.2	222	66%
DAN2-1213F		12	16.7	167	75%
DAN2-1214F		15	13.3	133	72%
DAN2-1215F		24	8.3	83	72%
DAN2-1511F	15(13.5~16.5)	5	40	400	67%
DAN2-1512F		9	22.2	222	70%
DAN2-1513F		12	16.7	167	70%
DAN2-1514F		15	13.3	133	68%
DAN2-1515F		24	8.3	83	72%
DAN2-2411F	24(22.8~25.2)	5	40	400	72%
DAN2-2412F		9	22.2	222	75%
DAN2-2413F		12	16.7	167	72%
DAN2-2414F		15	13.3	133	70%
DAN2-2415F		24	8.3	83	71%

Notes: Other input and output models may available on request.

**ELECTRICAL**

Output voltage accuracy	---	±3% max
Line regulation	---	±0.5% max.
Load regulation	10% ~ 100% full load	±1.5% max.
Isolation voltage	Leakage current < 1mA/1min.	3000Vdc min.
Isolation resistance	Test at 500VDC	1000mΩmin.
Switching frequency	---	100KHz typ.
Ripple & noise	Bend width 20MHz	75mVp-p max.

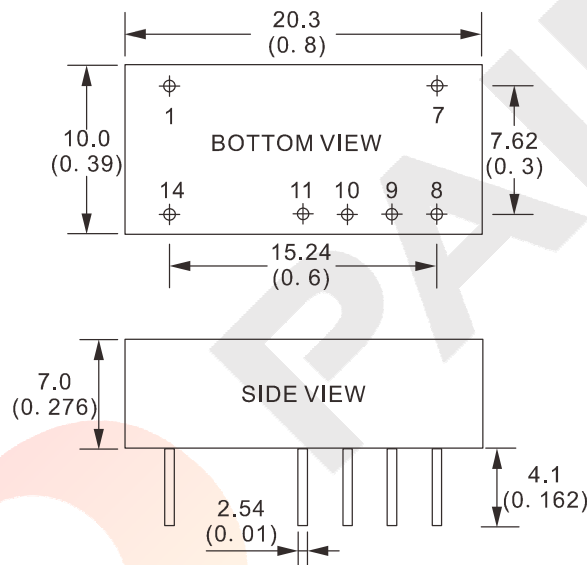
DAN-2F SERIES, 2WATT, 3KVDC, ISOLATED, REGULATED

**ELECTRICAL**

Temperature coefficient	Rated load	$\pm 0.03\%/^{\circ}\text{C}$
Operating temperature range	---	-40°C to +85°C
Storage temperature range	---	-55°C to +125°C
Short circuit protection	---	1S
MTBF	---	3500KHrs
Weight	---	2.8g

Notes: All the parameters are measured at 25°C ambient temperature, humidity < 75%, nominal input voltage, full load and after warm-up, unless otherwise specified.

**MECHANICAL**

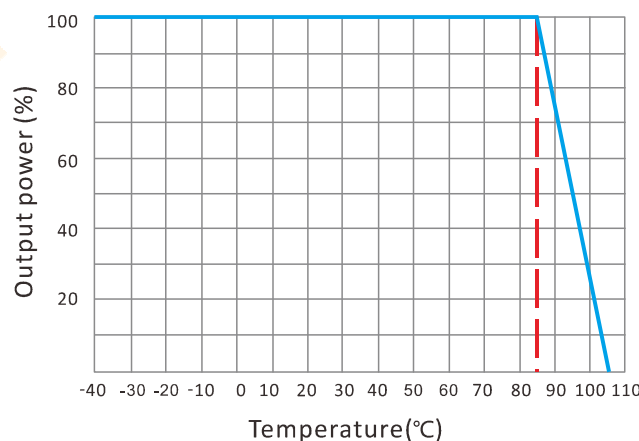


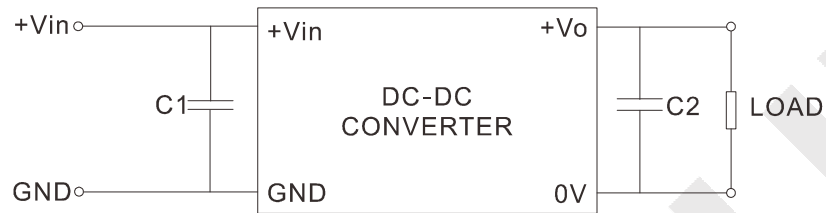
**CONNECTION**

PIN #	SINGLE
1	GND
7	NC
8	No Pin
9	+Vo
10	No Pin
11	0V
14	+Vin

Note:  
\* Unit is mm(inch).

**ELECTRICAL CURVE**



**DAN-2F SERIES, 2WATT, 3KVDC, ISOLATED, REGULATED**
**NOTE**
**RECOMMENDED TEST AND APPLICATION CIRCUIT**

**CAPACITOR SELECTION**

INPUT VOLTAGE	C1	OUTPUT VOLTAGE	C2
5VDC	4.7 $\mu$ F	5VDC	4.7 $\mu$ F
12VDC	2.2 $\mu$ F	9VDC	4.7 $\mu$ F
15VDC	1.0 $\mu$ F	12VDC	2.2 $\mu$ F
24VDC	0.47 $\mu$ F	15VDC	1.0 $\mu$ F
--	--	24VDC	0.47 $\mu$ F