


DAR-2F SERIES, 2WATT, 3KVDC, REGULATED

FEATURES:

- ✓ 3000Vdc isolation voltage
- ✓ Single and dual output models
- ✓ Operating temperature range -40°C to +85°C
- ✓ Short circuit protection
- ✓ 3 year warranty



Model	Input voltage (Vdc)	Output voltage (Vdc)	Output current (mA)		Efficiency Typ.
			Min.	Max.	
DAR2-0511F	5(4.75~5.25)	5	40	400	69%
DAR2-0513F		12	16.7	167	69%
DAR2-0514F		15	13.3	133	69%
DAR2-0515F		24	8.3	83	70%
DAR2-1211F	12(11.4~12.6)	5	40	400	69%
DAR2-1213F		12	16.7	167	69%
DAR2-1214F		15	13.3	133	70%
DAR2-1215F		24	8.3	83	72%
DAR2-1514F	15(14.25~15.75)	15	13.3	133	70%
DAR2-2411F	24(22.8~25.2)	5	40	400	71%
DAR2-2413F		12	16.7	167	70%
DAR2-2414F		15	13.3	133	70%
DAR2-2415F		24	8.3	83	70%

**Notes: 1. other input and output models may available on request;
2. Add suffix "P" for continuous short circuit protection.**

ELECTRICAL

Output voltage accuracy	---	±3% max.
Line regulation	---	±0.5% max.
Load regulation	10% ~ 100% full load	±1.5% max.
Isolation voltage	Leakage current < 1mA/1min.	13000Vdc min.
Isolation resistance	Test at 500VDC	1000mΩmin.
Ripple & noise	Bend width 20MHz	150mVp-p max.
Temperature coefficient	Rated load	±0.03%/°C
Operating temperature range	---	-40°C to +85°C
Storage temperature range	---	-55°C to +125°C
Short circuit protection	---	1S
MTBF	---	3500KHrs

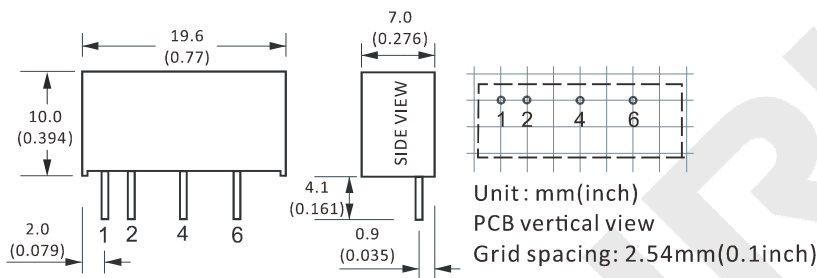
DAR-2F SERIES, 2WATT, 3KVDC, REGULATED

ELECTRICAL

Weight --- 2.8g

Notes: All the parameters are measured at 25°C ambient temperature, humidity < 75%, nominal input voltage, full load and after warm-up, unless otherwise specified.

MECHANICAL



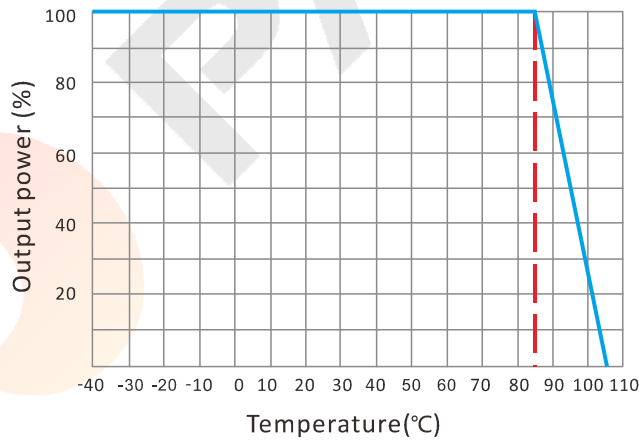
CONNECTION

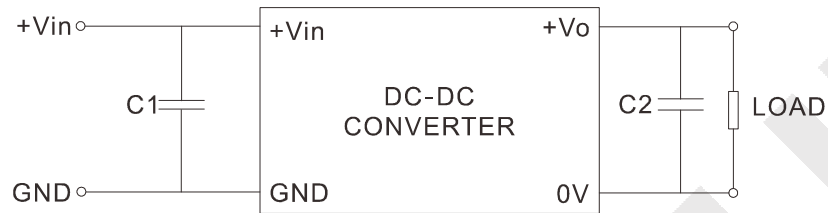
PIN #	SINGLE
1	+Vin
2	GND
4	-Vo
6	+Vo

Note:

* Unit is mm(inch).

ELECTRICAL CURVE



DAR-2F SERIES, 2WATT, 3KVDC, REGULATED
NOTES
RECOMMENDED TEST AND APPLICATION CIRCUIT

CAPACITOR SELECTION

INPUT VOLTAGE	C1	OUTPUT VOLTAGE	C2
5VDC	4.7 μ F	5VDC	4.7 μ F
12VDC	2.2 μ F	12VDC	2.2 μ F
24VDC	0.47 μ F	15VDC	1.0 μ F
--	--	24VDC	1.0 μ F