

DMV-3W SERIES, 3WATT, 4:1 INPUT RANGE

FEATURES:

- ✓ 1500Vdc isolation voltage
- ✓ Metal case with low ripple and noise
- ✓ Short circuit and input under voltage protection
- ✓ Operating temperature range -40°C to +85°C
- ✓ 3 year warranty



Model	Input voltage (Vdc)	Output voltage (Vdc)	Output current (mA)	Efficiency Typ.	
DMV3W-2411	24(9~36)	3.3	600	75%	
DMV3W-2412		5	600	77%	
DMV3W-2413		9	330	81%	
DMV3W-2414		12	250	84%	
DMV3W-2415		15	200	84%	
DMV3W-2416		24	125	84%	
DMV3W-2421		±3.3	300	74%	
DMV3W-2422		±5	300	76%	
DMV3W-2423		±9	165	81%	
DMV3W-2424		±12	125	82%	
DMV3W-2425		±15	100	82%	
DMV3W-2426		±24	60	83%	
DMV3W-4811		48(18~72)	3.3	600	76%
DMV3W-4812			5	600	80%
DMV3W-4813	9		330	81%	
DMV3W-4814	12		250	82%	
DMV3W-4815	15		200	84%	
DMV3W-4816	24		125	84%	
DMV3W-4821	±3.3		300	78%	
DMV3W-4822	±5		300	80%	
DMV3W-4823	±9		165	81%	
DMV3W-4824	±12		125	82%	
DMV3W-4825	±15		100	83%	
DMV3W-4826	±24		60	83%	

Notes: 1. Other input and output models may available on request;
2. Above items are default to metal case.

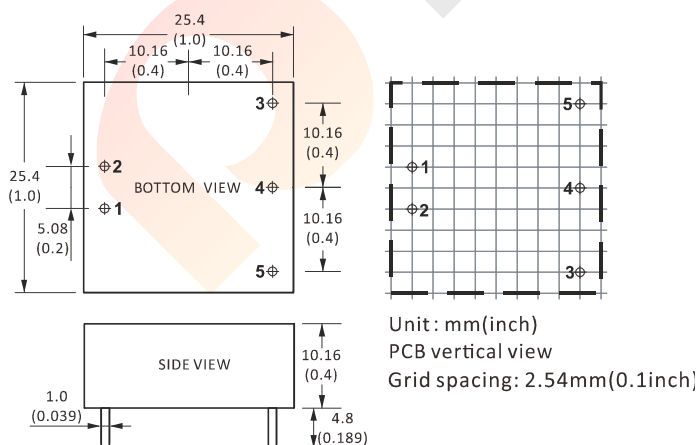
DMV-3W SERIES, 3WATT, 4:1 INPUT RANGE

ELECTRICAL

Output voltage accuracy (Full voltage, full load)	+Vo -Vo	±2% max. ±3% max.
Line regulation	Nominal Load, full voltage	±0.5% max.
Load regulation	20% ~ 100% full load	±1% max.
Ripple and noise	20MHz BM, full load	75mVp-p max.
Operating frequency	Typical value	100KHz typ.
Isolation voltage (<1mA/min)	Input to output	1500Vdc
Isolation resistance	---	1000mΩ
Operating temperature range	---	-40°C to +85°C
Storage temperature range	---	-55°C to +125°C
Short circuit protection	---	Continuous, auto-recovery
Relative humidity	---	10%-90%
MTBF	Bellcore TR-332, 25°C	1000KHrs
Weight	---	12g

Notes: All the parameters are measured at 25°C ambient temperature, humidity < 75%, nominal input voltage, full load and after warm-up, unless otherwise specified.

MECHANICAL



CONNECTION

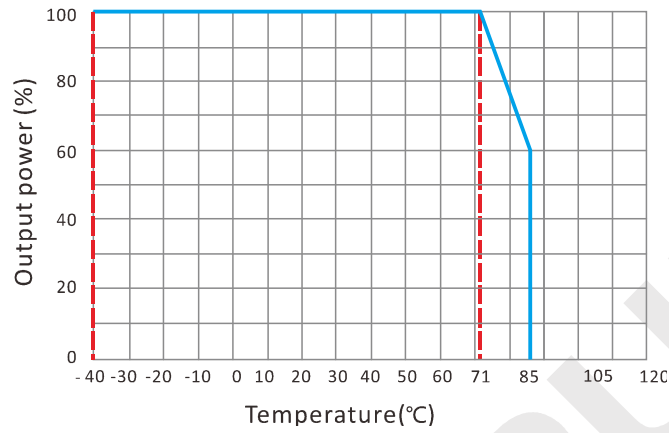
PIN #	SINGLE	DUAL
1	GND	GND
2	+Vin	+Vin
3	+Vo	+Vo
4	No Pin	0V
5	0V	-Vo

Note:

* Unit is mm(inch).

DMV-3W SERIES, 3WATT, 4:1 INPUT RANGE

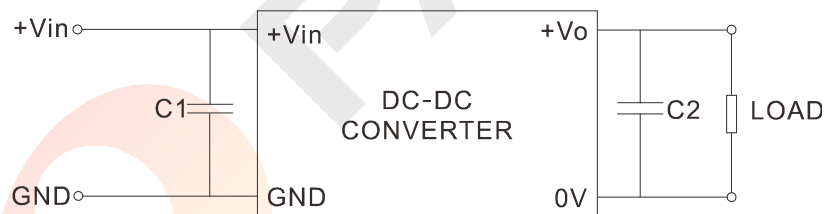
ELECTRICAL CURVE



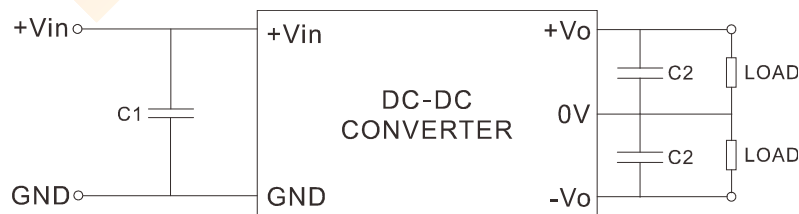
NOTES

RECOMMENDED TEST AND APPLICATION CIRCUIT

SINGLE OUTPUT



DUAL OUTPUT



DMV-3W SERIES, 3WATT, 4:1 INPUT RANGE
NOTES
CAPACITOR SELECTION

INPUT VOLTAGE	C1	SINGLE OUTPUT	C2	DUAL OUTPUT	C2
24VDC	47 μ F	5VDC	330 μ F	\pm 5VDC	220 μ F
48VDC	10 μ F	9VDC	220 μ F	\pm 9VDC	100 μ F
--	--	12VDC	100 μ F	\pm 12VDC	47 μ F
--	--	15VDC	100 μ F	\pm 15VDC	47 μ F
--	--	24VDC	47 μ F	\pm 24VDC	22 μ F