

DNV-6WF SERIES, 6WATT, 4:1 INPUT RANGE
FEATURES:

- ✓ 3000Vdc isolation voltage
- ✓ Metal/Plastic case with low ripple and noise
- ✓ Short circuit and input under voltage protection
- ✓ Operating temperature range -40°C to +85°C
- ✓ 3 year warranty



Model	Input voltage (Vdc)	Output voltage (Vdc)	Output current (mA)	Efficiency Typ.
DNV6W-2411F	24(9~36)	5	1200	82%
DNV6W-2415F		9	667	81%
DNV6W-2412F		12	500	82%
DNV6W-2413F		15	400	82%
DNV6W-2414F		24	250	83%
DNV6W-2421F		±5	600	80%
DNV6W-2425F		±9	333	81%
DNV6W-2422F		±12	250	82%
DNV6W-2423F		±15	200	83%
DNV6W-2424F		±24	125	84%
DNV6W-4811F	48(18~72)	5	1200	82%
DNV6W-4815F		9	667	82%
DNV6W-4812F		12	500	82%
DNV6W-4813F		15	400	84%
DNV6W-4814F		24	250	84%
DNV6W-4821F		±5	600	80%
DNV6W-4825F		±9	333	81%
DNV6W-4822F		±12	250	82%
DNV6W-4823F		±15	200	83%
DNV6W-4824F		±24	125	84%

Notes: other input and output models may available on request.

Above models are default to plastic case, you may request for the models with metal case, plus "M" in the suffix.

ELECTRICAL

Output voltage accuracy	+Vo	±2% max.
(Full voltage, full load)	-Vo	±3% max.
Line regulation	Nominal Load, full voltage	±0.5% max.
Load regulation	20% ~ 100% full load	±1% max.
Ripple and noise	20MHz BM, full load	100mVp-p max.

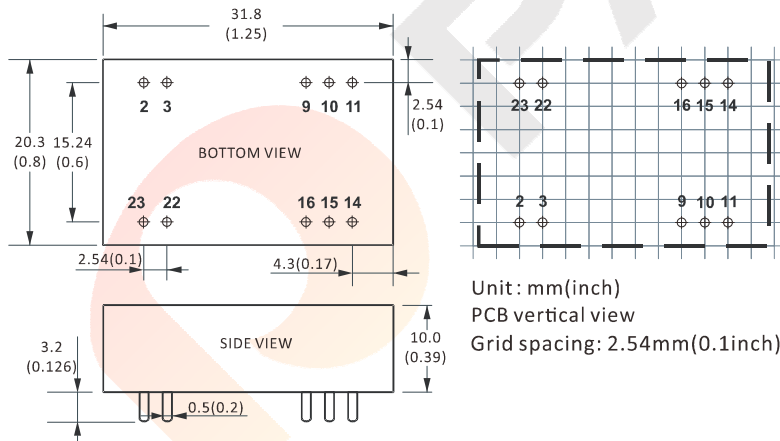
DNV-6WF SERIES, 6WATT, 4:1 INPUT RANGE

ELECTRICAL

Operating frequency	Typical value	300KHz max.
Isolation voltage (<1mA/min)	Input to output	3000Vdc
Isolation resistance	---	1000mΩ
Temperature coefficient	---	±0.03%/°C max.
Operating temperature range	---	-40°C to +85°C
Storage temperature range	---	-55°C to +125°C
Short circuit protection	---	Continuous, auto-recovery
Relative humidity	---	10%-90%
MTBF	Bellcore TR-332, 25°C	1000KHrs
Weight	---	18g

Notes: All the parameters are measured at 25°C ambient temperature, humidity < 75%, nominal input voltage, full load and after warm-up, unless otherwise specified.

MECHANICAL

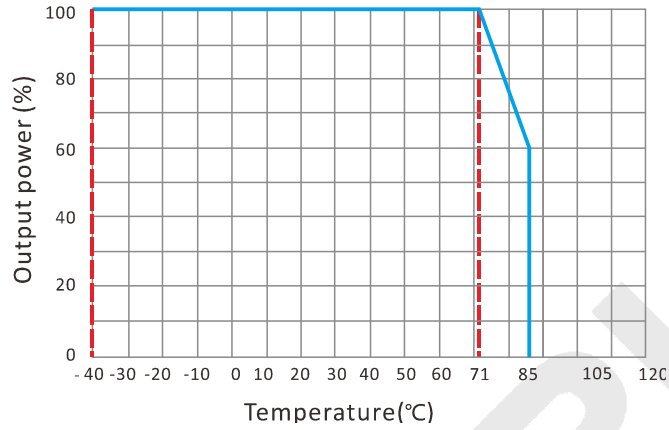
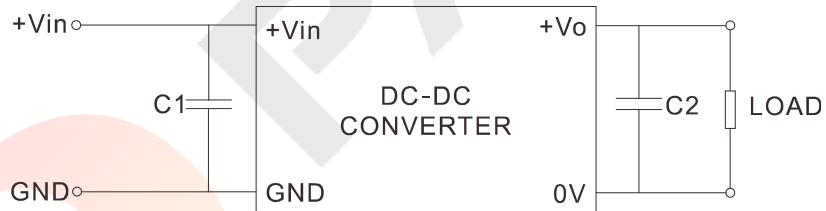
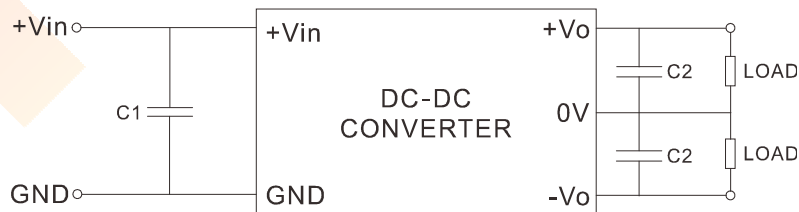


CONNECTION

PIN #	SINGLE	DUAL
2	GND	GND
3	GND	GND
9	NC	0V
10	No Pin	No Pin
11	NC	-Vo2
14	+Vo	+Vo1
15	No Pin	No Pin
16	0V	0V
22	+Vin	+Vin
23	+Vin	+Vin

Note:

* Unit is mm(inch)

DNV-6WF SERIES, 6WATT, 4:1 INPUT RANGE
ELECTRICAL CURVE

NOTES
RECOMMENDED TEST AND APPLICATION CIRCUIT
SINGLE OUTPUT

DUAL OUTPUT


DNU-6WF SERIES, 6WATT, 4:1 INPUT RANGE

NOTES

CAPACITOR SELECTION

INPUT VOLTAGE	C1	SINGLE OUTPUT	C2	DUAL OUTPUT	C2
24VDC	100 μ F	5VDC	1000 μ F	\pm 5VDC	680 μ F
48VDC	47 μ F	9VDC	470 μ F	\pm 9VDC	330 μ F
--	--	12VDC	330 μ F	\pm 12VDC	220 μ F
--	--	15VDC	330 μ F	\pm 15VDC	220 μ F
--	--	24VDC	220 μ F	\pm 24VDC	100 μ F